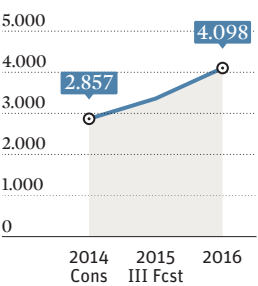


Le Ferrovie in cifre

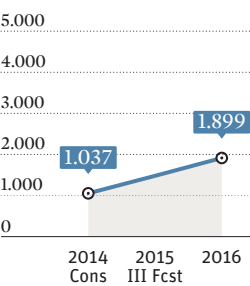
INVESTIMENTI

Dati in milioni di euro

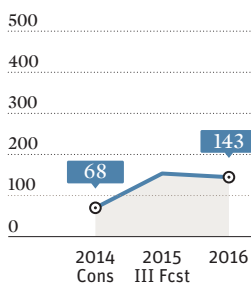
Infrastruttura



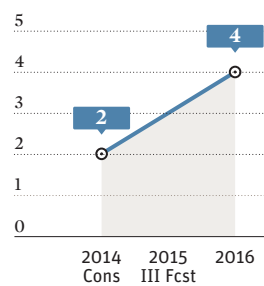
Trasporto



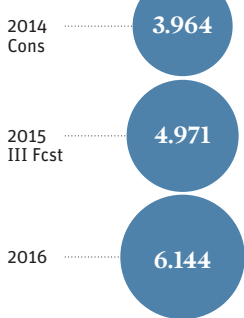
Immobiliare



Altri servizi



Totale gruppo



Totale (incluso manut. ciclica)

2014 Cons	2015 III Fcst	2016
4.366	5.373	6.553

Contributi c/impianti

2014 Cons	2015 III Fcst	2016
2.766	3.254	3.914

Autofinanziamento

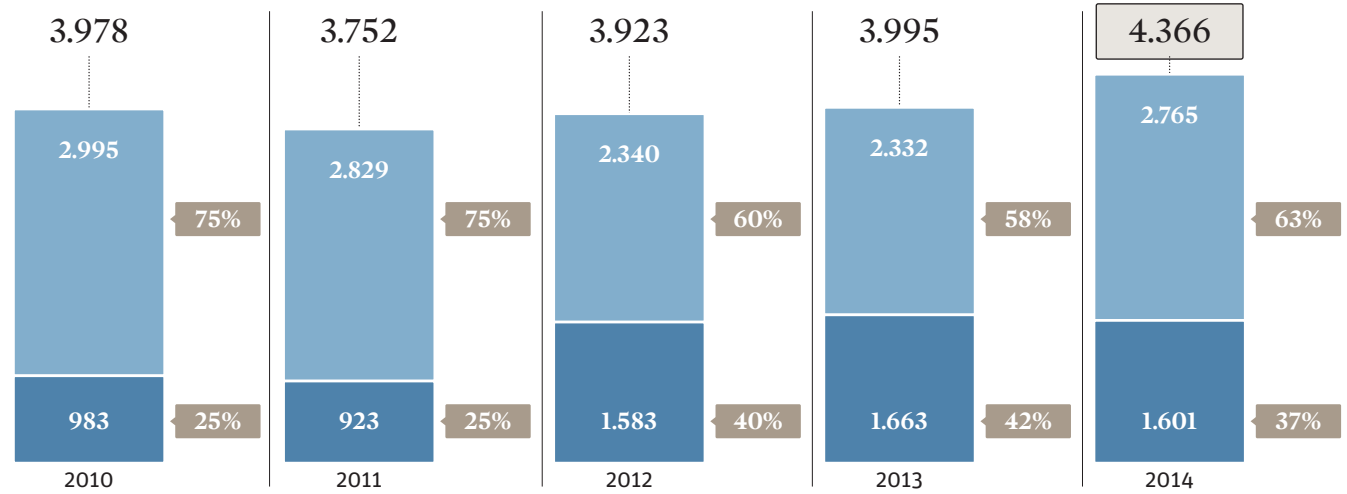
2014 Cons	2015 III Fcst	2016
1.600	2.119	2.639

% autofinanziamento

2014 Cons	2015 III Fcst	2016
37%	39%	40%

FONDI DI FINANZIAMENTO

Dati in milioni di euro



Fonte: Ferrovie Italiane